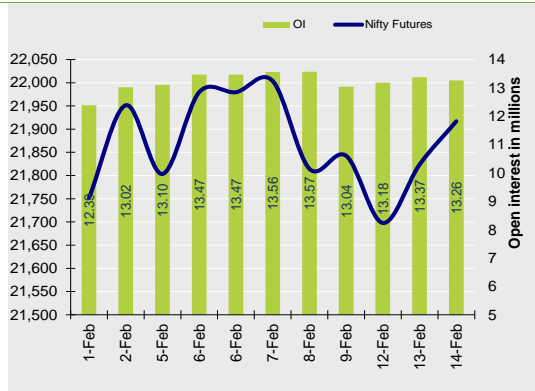


Nifty Snapshot

	Close	Prv Cl.	Ab chg	% chg
Spot	21,840.05	21,743.25	96.80	0.45
Futures	21,916.85	21,823.75	93.10	0.43
OI(ml shr)	13.26	13.37	-0.11	-0.82
Vol (lots)	206939	150890	56049	37.15
COC	76.80	80.50	-3.70	-4.6
PCR-OI	1.24	1.00	0.25	24.7

Nifty Futures Price v/s OI



Institutional Activity in previous trading session

(in Rs cr.)	Buy	Sell	Net
Index Futures	6086.33	6173.59	-87.26
Index Options	4713941.67	4673122.40	40819.27
Stock Futures	20705.39	21350.31	-644.92
Stock Options	39605.34	38892.60	712.74
FII Cash	18,323.11	22,252.71	-3,929.60
DII Cash	12,110.28	9,212.30	2,897.98

Net FII Activity (in Rs cr.)

Date	Idx Fut	Stk Fut	Idx Opt	Cash
14-Feb	-87.3	-644.9	40819.3	-3930
13-Feb	345.6	2507.6	-7492.7	376
12-Feb	-125.7	1605.9	-12112.6	127
9-Feb	656.7	-2172.9	-6381.0	142
8-Feb	-1204.7	-6201.6	-26255.7	-4934
7-Feb	-1253.5	-4144.6	-11624.8	-1691

Technical Pivot (Intraday):

	S2	S1	PIVOT	R1	R2
NIFTY	21475	21695	21825	22045	22175
BANKNIFTY	44490	45290	45820	46620	47150

(Price is in Rs; OI is in million units; Price chg and OI chg are in percentage) **NB RESEARCH**

Fresh Longs seen in:

Scrip	Price	Price chg	OI	OI Chg
HINDCOPPER	260.7	3.5	40.3	19.2
INDIAMART	2716.8	0.5	0.9	8.3
IOC	184.4	5.2	169.0	7.3

Short Covering seen in:

Scrip	Price	Price chg	OI	OI Chg
NATIONALUM	154.4	9.8	74.8	-20.2
FINNIFTY	20391.1	0.6	0.1	-11.0
MIDCPNIFTY	10783.9	0.9	0.7	-8.6

Fresh Shorts seen in:

Scrip	Price	Price chg	OI	OI Chg
HINDALCO	510.3	-0.4	46.6	12.3
LTTS	5428.5	-3.9	0.8	9.9
NAUKRI	5130.3	-4.3	1.2	9.5

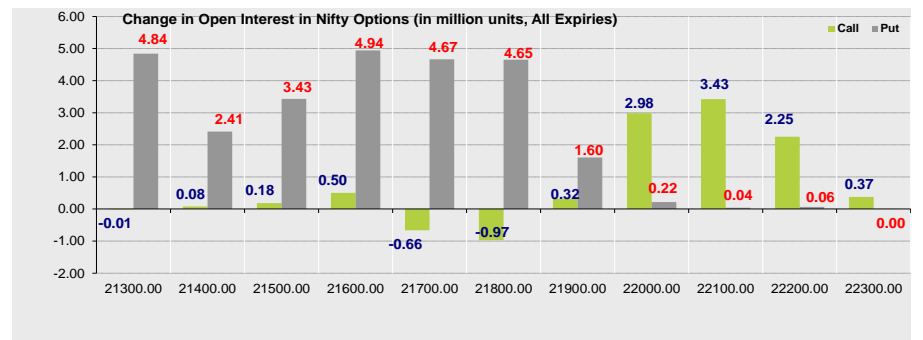
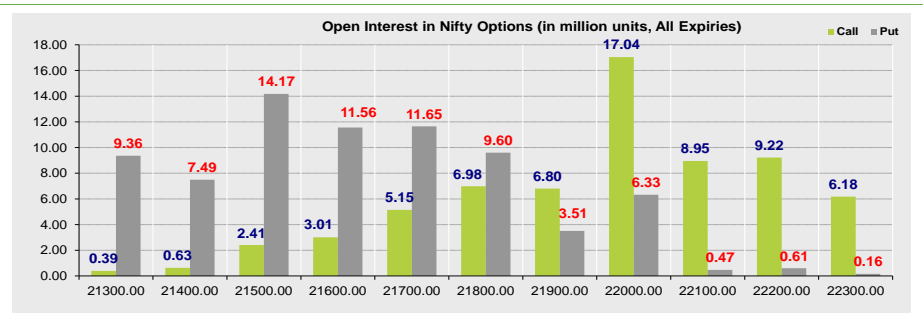
Long Unwinding seen in:

Scrip	Price	Price chg	OI	OI Chg
IPCALAB	1154.1	-0.4	3.7	-8.3
SUNPHARMA	1524.8	-1.0	18.5	-5.4
GUJGASLTD	561.9	-0.2	6.5	-3.8

Summary

- Indian markets closed on a positive note where buying was mainly seen in Banking, Automobiles and Oil & Gas Sectors. Nifty Feb Futures closed at 21916.85 (up 93.10 points) at a premium of 76.80 pts to spot.
- FII's were net sellers in Cash to the tune of 3929.60 Cr and were net sellers in index futures to the tune of 87.26 Cr.
- India VIX decreased by 2.35% to close at 15.44 touching an intraday high of 16.20.

Open Interest in Nifty Options:



- The above second chart shows previous trading day's change in Nifty options where Addition in OI were seen in 21600, 21700, 21800 strike Puts and at 22200, 22100, 22000 strike Calls indicating market is likely to remain positive in the near term.
- Highest OI build-up is seen at 22000 strike Calls and 21500 strike Puts, to the tune of 17.04mn and 14.17mn respectively.

Outlook on Nifty:

Index is likely to open on a positive note today and is likely to remain positive during the day.

NIFTY50 Options OI (CE OI = Resistance) (PE OI = Support)			
Symbol	Highest CE OI	Highest PE OI	CMP
ADANIPTS	1300	1200	1273
ADANIEN	3200	3100	3221
ASIANPAINT	3000	2900	2983
AXISBANK	1100	1050	1099
BAJAJ-AUTO	8000	7500	8089
BAJAJFINSV	1700	1500	1587
BAJFINANCE	7000	6500	6660
BHARTIARTL	1200	1100	1120
BPCL	530	600	626
BRITANNIA	5200	4800	5034
CIPLA	1500	1300	1431
COALINDIA	500	400	463
DIVISLAB	3800	3500	3735
DRREDDY	6300	6100	6254
EICHERMOT	4000	3500	3920
GRASIM	2200	2000	2082
HCLTECH	1700	1500	1671
HDFCBANK	1500	1400	1393
HDFCLIFE	600	580	588
HEROMOTOCO	4800	4800	4814
HINDALCO	600	500	510
HINDUNILVR	2500	2500	2398
ICICIBANK	1030	1000	1026
ITC	450	400	413
INDUSINDBK	1600	1600	1489

NIFTY50 Options OI (CE OI = Resistance) (PE OI = Support)			
Symbol	Highest CE OI	Highest PE OI	CMP
INFY	1700	1600	1670
IOC	200	175	184
JSWSTEEL	900	800	816
KOTAKBANK	1900	1700	1753
LT	3500	3300	3324
LTIM	6000	5000	5514
M&M	1700	1600	1662
MARUTI	11000	9800	11046
NESTLEIND	2500	2400	2485
NTPC	340	300	329
ONGC	260	260	265
POWERGRID	280	270	271
RELIANCE	3000	2800	2968
SBILIFE	1600	1400	1461
SBIN	750	650	746
SUNPHARMA	1550	1400	1525
TATACONSUM	1200	1100	1139
TATAMOTORS	1000	900	920
TATASTEEL	150	130	142
TCS	4200	4000	4118
TECHM	1400	1300	1299
TITAN	3800	3500	3596
ULTRACEMCO	10500	9500	9834
UPL	550	500	484
WIPRO	520	500	515

Derivative Recommendations:

Stock Name	Call (Buy/Sell)	Entry price	Targets	Stop Loss	Duration	Status
NIL						

FROM THE EQUITY DERIVATIVE DESK:

NIRAV HARISH CHHEDA
AVP - DERIVATIVES AND TECHNICAL RESEARCH
E-Mail: nirav.chheda@nirmalbang.com
Tel no: 6273-8199/8000

AMIT BHUPTANI
SNR.DERIVATIVES AND TECHNICAL RESEARCH ANALYST
E-Mail: amit.bhuptani@nirmalbang.com
Tel no: 6273-8242/8000

DISCLOSURES

Research Reports that are published by Nirmal Bang Securities Private Limited (hereinafter referred to as "NBSPL") are for private circulation only. NBSPL is a registered Research Analyst under SEBI (Research Analyst) Regulations, 2014 having Registration no. INH000001766. NBSPL is also a registered Stock Broker with National Stock Exchange of India Limited, BSE Limited, Metropolitan Stock Exchange of India Limited, Multi Commodity Exchange of India Limited, National Commodity and Derivative Exchange Limited and Indian Commodity Exchange Limited in cash and Equity and Commodities derivatives segments.

NBSPL has other business divisions with independent research teams separated by Chinese walls, and therefore may, at times, have different or contrary views on stocks and markets.

NBSPL or its associates have not been debarred / suspended by SEBI or any other regulatory authority for accessing / dealing in securities Market. NBSPL, its associates or analyst or his relatives do not hold any financial interest (Except Investment) in the subject company. NBSPL or its associates or Analyst do not have any conflict or material conflict of interest at the time of publication of the research report with the subject company. NBSPL or its associates or Analyst or his relatives may or may not hold beneficial ownership of 1% or more in the subject company at the end of the month immediately preceding the date of publication of this research report.

NBSPL or its associates / analyst has not received any compensation / managed or co-managed public offering of securities of the company covered by Analyst during the past twelve months. NBSPL or its associates have not received any compensation or other benefits from the company covered by Analyst or third party in connection with the research report. Analyst has not served as an officer, director or employee of Subject Company. NBSPL / analyst has not been engaged in market making activity of the subject company.

Analyst Certification: The research analysts and authors of these reports, hereby certify that the views expressed in this research report accurately reflects my/our personal views about the subject securities, issuers, products, sectors or industries. It is also certified that no part of the compensation of the analyst(s) was, is, or will be directly or indirectly related to the inclusion of specific recommendations or views in this research. The analyst(s) principally responsible for the preparation of this research report and has taken reasonable care to achieve and maintain independence and objectivity in making any recommendations.

DISCLAIMER

This report is for the personal information of the authorized recipient and does not construe to be any investment, legal or taxation advice to you. NBSPL is not soliciting any action based upon it. Nothing in this research shall be construed as a solicitation to buy or sell any security or product, or to engage in or refrain from engaging in any such transaction. In preparing this research, we did not take into account the investment objectives, financial situation and particular needs of the reader.

This research has been prepared for the general use of the clients of NBSPL and must not be copied, either in whole or in part, or distributed or redistributed to any other person in any form. If you are not the intended recipient you must not use or disclose the information in this research in any way. Though disseminated to all the customers simultaneously, not all customers may receive this report at the same time. NBSPL will not treat recipients as customers by virtue of their receiving this report. This report is not directed or intended for distribution to or use by any person or entity resident in a state, country or any jurisdiction, where such distribution, publication, availability or use would be contrary to law, regulation or which would subject NBSPL & its group companies to registration or licensing requirements within such jurisdictions.

The report is based on the information obtained from sources believed to be reliable, but we do not make any representation or warranty that it is accurate, complete or up-to-date and it should not be relied upon as such. We accept no obligation to correct or update the information or opinions in it. NBSPL or any of its affiliates or employees shall not be in any way responsible for any loss or damage that may arise to any person from any inadvertent error in the information contained in this report. NBSPL or any of its affiliates or employees do not provide, at any time, any express or implied warranty of any kind, regarding any matter pertaining to this report, including without limitation the implied warranties of merchantability, fitness for a particular purpose, and non-infringement. The recipients of this report should rely on their own investigations.

This information is subject to change without any prior notice. NBSPL reserves its absolute discretion and right to make or refrain from making modifications and alterations to this statement from time to time. Nevertheless, NBSPL is committed to providing independent and transparent recommendations to its clients, and would be happy to provide information in response to specific client queries.

Before making an investment decision on the basis of this research, the reader needs to consider, with or without the assistance of an adviser, whether the advice is appropriate in light of their particular investment needs, objectives and financial circumstances. There are risks involved in securities trading. The price of securities can and does fluctuate, and an individual security may even become valueless. International investors are reminded of the additional risks inherent in international investments, such as currency fluctuations and international stock market or economic conditions, which may adversely affect the value of the investment. Opinions expressed are subject to change without any notice. Neither the company nor the director or the employees of NBSPL accept any liability whatsoever for any direct, indirect, consequential or other loss arising from any use of this research and/or further communication in relation to this research. Here it may be noted that neither NBSPL, nor its directors, employees, agents or representatives shall be liable for any damages whether direct or indirect, incidental, special or consequential including lost revenue or lost profit that may arise from or in connection with the use of the information contained in this report.

Copyright of this document vests exclusively with NBSPL. Our reports are also available on our website www.nirmalbang.com